

# GQCCC 40<sup>th</sup> Anniversary BOM

The GQCCC 40th Anniversary BOM Program was coordinated by Ann Gimbel and ran from Feb 2013 to April 2014. Any questions, please ask her. Contact info in GQCCC Directory

## Corn and Beans

Finished size 12" x 12", your block should measure 12 1/2" x 12 1/2".


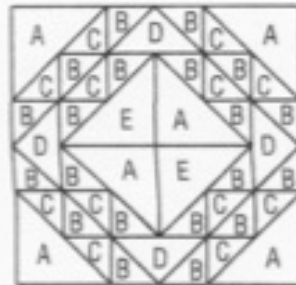
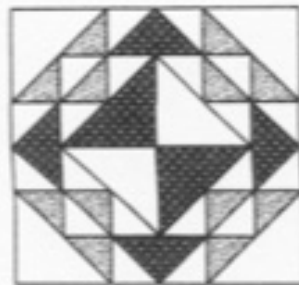
Colors: White background Medium yellow, solid or print Dark or medium green, solid or print

Directions: This traditional pattern is from Around the Block with Judy Hopkins, 200 Rotary-Cut blocks in 6 sizes, published by That Patchwork Place.

Cut the fabric according to the chart and sew together as shown in the diagram.

## Corn and Beans

6-Unit Grid  
Color Illustration: page 12



FINISHED BLOCK SIZE			
<i>Single dimensions in the cutting chart indicate the size of the cut square (3" = 3" x 3").</i>			
FOR 1 BLOCK:			12"
Light	A: 3		4 7/8"
	B: 10		2 7/8"
Medium	C: 6		2 7/8"
Dark	D: 1		5 1/4"
	E: 1		4 7/8"

